

Philbrook Gardens

Walking Map

Member Mornings

March 20—June 21

Wednesday—Sunday, 6:30—9 am

Hours:

Wednesdays - Sundays,

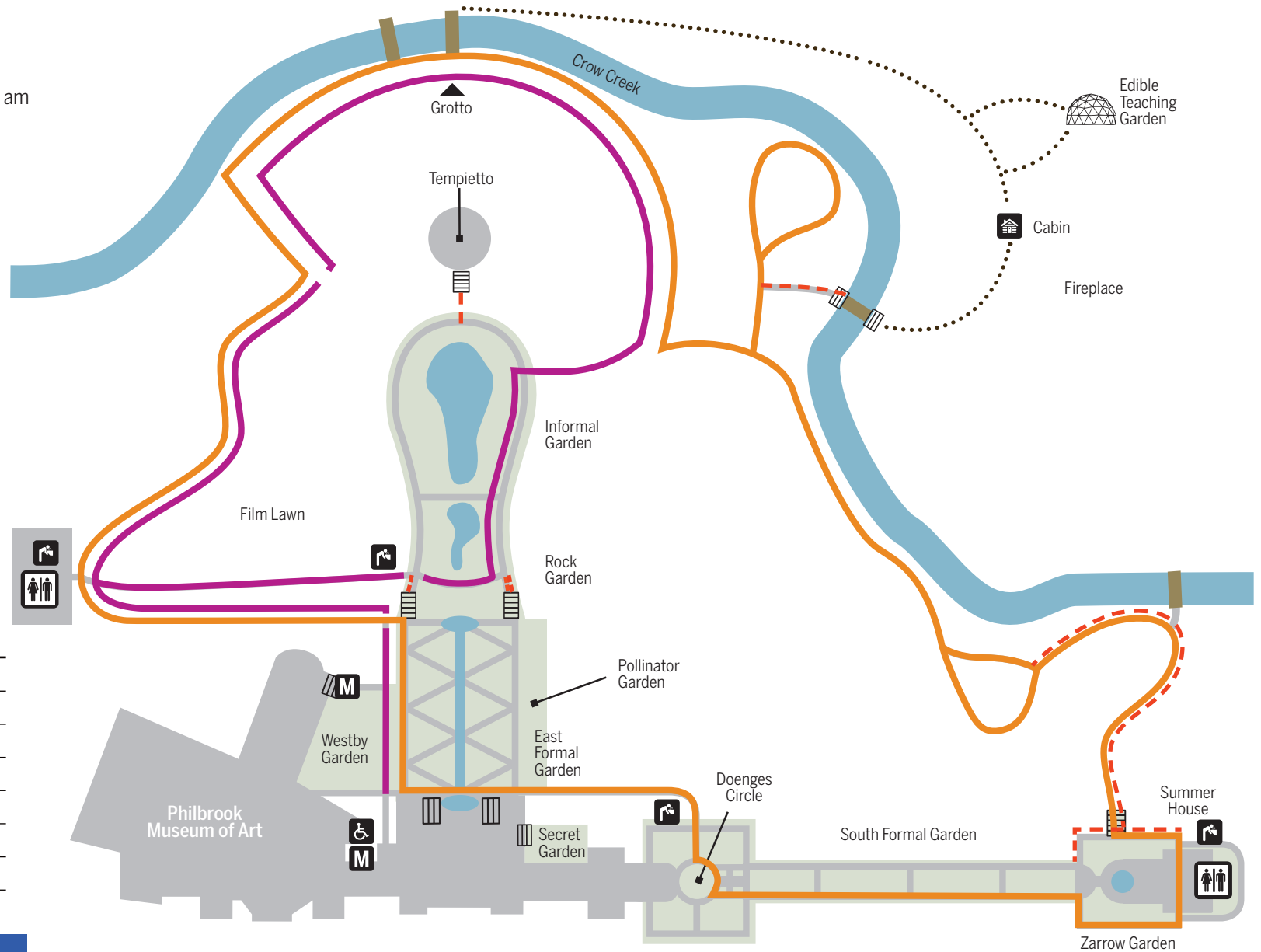
9am-5pm

Fridays, 9am-9pm

Closed Mondays and




Tuesdays

See back for more info.



Key

Paved Path	—
Unpaved Path	...
Path Leads to Stairs	- - -
Museum Access	M
Restrooms	♿
Water Fountain	♻️
Wheelchair Access	♿
Stairs	🪜

		
Route 1	Route 2	Route 3
.4 mile	.6 mile	.3 mile
.6K	1K	.5K
no stairs		